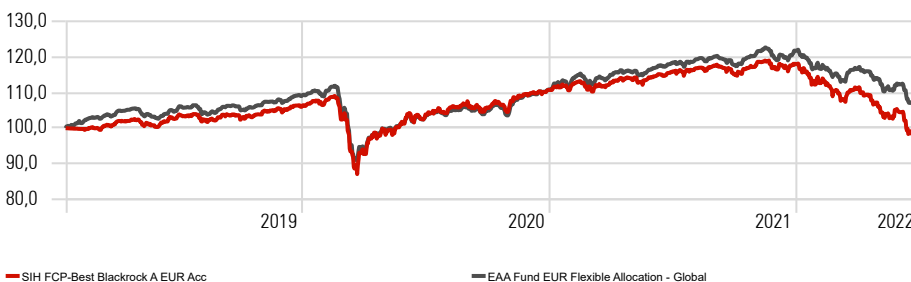


Key Figures

Portfolio Date	30/06/2022
Name	SIH FCP-Best Blackrock A EUR Acc
ISIN	LU1899018953
Domicile	Luxembourg
Fund Legal Structure	FCP
Firm Name	Andbank Asset Management Luxembourg
Fund Size	25.000.916
Base Currency	Euro
NAV	1,01

Investment Growth vs Benchmark

Time Period: Since Common Inception (18/01/2019) to 30/06/2022



Investment Objective

SIGMA BEST is an investment scheme in national and international managers that provide their analysis and strategy to achieve the best profitability with a volatility limited to 10%.

The fund usually invests 75% -100% of the assets in the IICs that are eligible assets, harmonized. None of these IICs belongs to the group of the manager, with which any conflict of interest can be avoided by always being invested in third-party products.

The percentage of investment in the IICs will be lower, but never lower than 40%. The IIC is integrated into its practice, and it is mainly IIC in Blackrock IM, a UK manager with a high volume of managed assets and commercial funds.

Residually you can invest (up to 10%) in IIC of other managers. Blackrock IM is the investment advisor in the fund and to define the investment strategy of SIH FCP Best Blackrock.

Returns per Period

	Return
1 Month	-5,3
3 Months	-10,7
6 Months	-15,8
YTD	-15,8
12 Months	-14,1
Since Inception	-0,5

Risk Ratios

Time Period: Since Common Inception (18/01/2019) to 30/06/2022

	Inv	Bmk1
Alpha	-2,7	0,0
Beta	1,2	1,0
Volatilidad (Std Dev)	9,9	6,1
Downside Deviation	3,1	0,0
R2	75,9	100,0
Sharpe Ratio (arith)	0,1	0,5
Tracking Error	5,0	0,0

Monthly Returns

	Jan	Feb	Mar	Apr	May	Jun	Jul	Aug	Sep	Oct	Nov	Dec	Año
2022	-3,9	-2,5	0,6	-3,7	-2,1	-5,3							-15,8
2021	-0,1	0,2	1,4	1,5	0,1	1,4	0,5	1,0	-1,6	1,5	-0,4	1,0	6,6
2020	0,5	-3,9	-8,2	5,9	1,7	1,6	1,4	2,2	-0,8	-1,1	4,4	1,5	4,5
2019		0,1	1,1	1,2	-1,9	2,4	1,0	-0,7	0,6	0,2	1,5	0,5	

*Past performance does not guarantee futur results

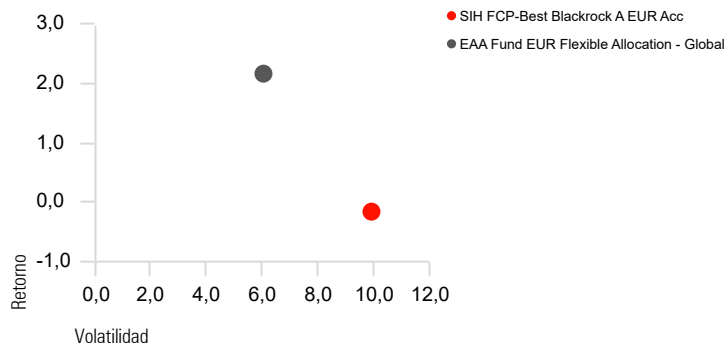
Top Holdings

Portfolio Date: 30/06/2022

	Peso %	Divisa
iShares MSCI USA ESG Enh ETF USD Acc	8,7	US Dollar
iShares \$ Corp Bond ESG ETF EUR Hdg Inc	7,4	Euro
BSF ESG Euro Bond D2 EUR	7,0	Euro
BlackRock Advantage US Eq D EUR H Acc	6,7	Euro
iShares \$ Trs Bd 7-10yr ETF EUR H Dist	4,6	Euro
iShares Green Bd Idx (IE) D H Acc EUR	4,5	Euro
BGF Global High Yield Bond D2 EUR Hedged	4,3	Euro
iShares MSCI USA SRI ETF EUR H Dist	3,6	Euro
BGF ESG Emerging Markets Corp Bd D2 EURH	3,3	Euro
iShares Global Govt Bond ETF EUR H Dist	3,2	Euro

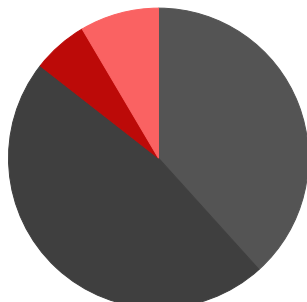
Risk-Return since Inception (Annualized)

Time Period: Since Common Inception (18/01/2019) to 30/06/2022



Asset Allocation*

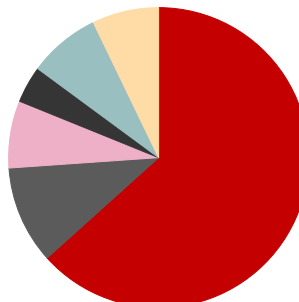
Portfolio Date: 30/06/2022



	%
Equity	38,3
Bonds	47,2
Cash	6,0
Others	8,5
Total	100,0

Equity Regional Exposure*

Portfolio Date: 30/06/2022



	%
North America	63,3
Europe dev	10,6
Japan	7,2
Asia dev	4,0
Asia emrg	7,7
Other	7,2
Total	100,0

*The asset allocation and the equity regional exposure have been calculated taking into account the positioning of each of the funds