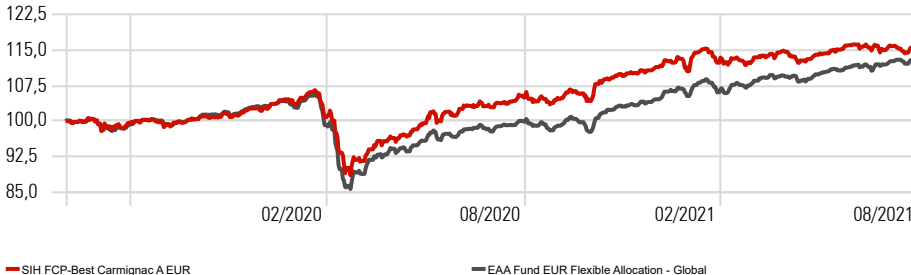


Key Figures

Portfolio Date	31/08/2021
Name	SIH FCP-Best Carmignac A EUR
ISIN	LU1697018817
Domicile	Luxembourg
Fund Legal Structure	FCP
Firm Name	Andbank Asset Management Luxembourg
Fund Size	46.197.702
Base Currency	Euro
NAV	1,16

Investment Growth vs Benchmark

Time Period: Since Common Inception (04/07/2019) to 31/08/2021



Investment Objective

SIGMA BEST is an investment scheme in national managers and international companies provide their analysis and strategy to achieve the best profitability with a controlled volatility limited to 10%.

The fund usually invests 75% -100% of the assets in financial IICs that are eligible assets, harmonized. None of these IICs belong to the management group, which avoids any conflict of interest by always being invested in third-party products.

Specifically, the percentage of investment in CIIs may be lower, but never lower than 40%. The UCITS in which it is invested will be almost completely harmonized, and will be primarily UCITS of Carmignac IM, a manager with a high volume of investments. managed assets and funds traded.

Residually you can invest (up to 10%) in the IIC of other managers. Carmignac IM is the fund's investment adviser and therefore defines the investment strategy of SIH Best Carmignac.

Returns per Period

Return	Return
1 Month	0,8
3 Months	1,7
6 Months	3,2
YTD	4,1
12 Months	10,5
Since Inception	16,0

Risk Ratios

Time Period: Since Common Inception (04/07/2019) to 31/08/2021

	Inv	Bmk1
Alpha	1,9	0,0
Beta	0,7	1,0
Volatilidad (Std Dev)	9,0	11,4
Downside Deviation	3,8	0,0
R2	69,0	100,0
Sharpe Ratio (arith)	1,2	1,1
Tracking Error	6,3	0,0

Monthly Returns

	Jan	Feb	Mar	Apr	May	Jun	Jul	Aug	Sep	Oct	Nov	Dec	Año
2021	-0,8	1,6	0,4	1,7	-0,6	1,8	-0,9	0,8					4,1
2020	1,3	-2,5	-8,6	4,6	3,3	1,9	1,4	2,0	-0,4	-0,3	5,1	1,7	9,1
2019								-0,3	0,3	0,5	1,1	0,7	

*Past performance does not guarantee futur results

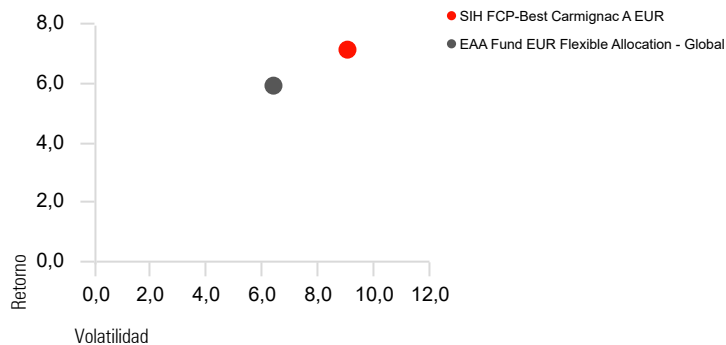
Top Holdings

Portfolio Date: 31/08/2021

	Peso %	Divisa
Carmignac Pf Invmt F EUR Acc	18,5	Euro
Carmignac Pf Patrimoine F EUR Acc	18,5	Euro
Carmignac Pf Patrimoine Europe F EUR Acc	9,9	Euro
Carmignac Pf Credit F EUR Acc	9,9	Euro
Carmignac Pf Flexible Bond F EUR Acc	9,9	Euro
Carmignac Pf Global Bond F EUR Acc	6,9	Euro
Carmignac Pf Emergents F EUR Acc	5,6	Euro
Carmignac Pf L-S Eurp Eqs F EUR Acc	5,1	Euro
Carmignac Pf Grandchildren F EUR Acc	3,7	Euro
Carmignac Pf EM Debt F EUR Acc	3,5	Euro

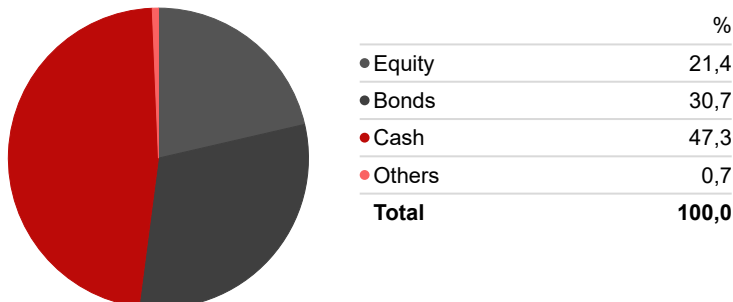
Risk-Return since Inception (Annualized)

Time Period: Since Common Inception (04/07/2019) to 31/08/2021



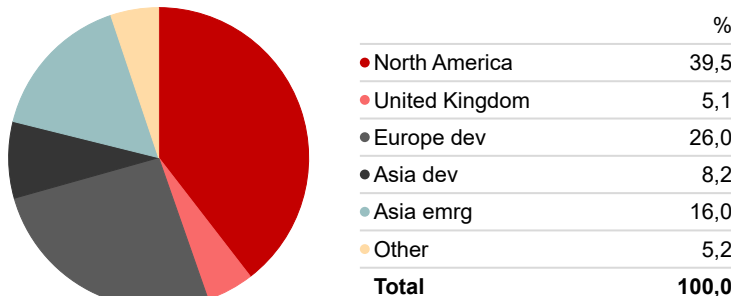
Asset Allocation*

Portfolio Date: 31/08/2021



Equity Regional Exposure*

Portfolio Date: 31/08/2021



*The asset allocation and the equity regional exposure have been calculated taking into account the positioning of each of the funds