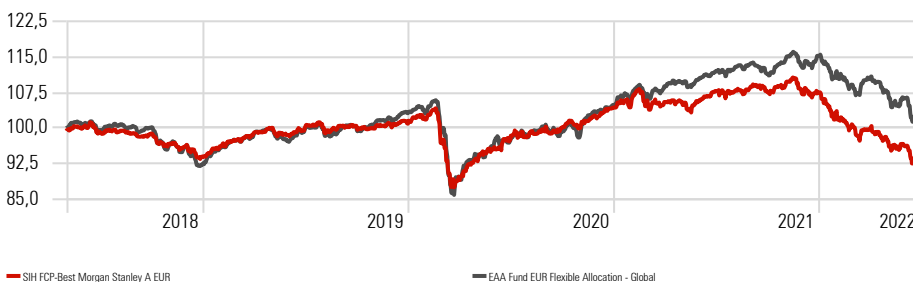


Key Figures

Portfolio Date	30/06/2022
Name	SIH FCP-Best Morgan Stanley A EUR
ISIN	LU1697018064
Domicile	Luxembourg
Fund Legal Structure	FCP
Firm Name	Andbank Asset Management Luxembourg
Fund Size	70.150.060
Base Currency	Euro
NAV	0,94

Investment Growth vs Benchmark

Time Period: Since Common Inception (04/05/2018) to 30/06/2022



Investment Objective

SIGMA BEST is an investment scheme in national managers and international companies provide their analysis and strategy to achieve the best profitability with a controlled volatility limited to 10%.

The fund usually invests 75% -100% of the assets in financial IICs that are eligible assets, harmonized. None of these IICs belong to the management group, which avoids any conflict of interest by always being invested in third-party products.

Specifically, the percentage of investment in CIIs may be lower, but never lower than 40%. The UCITS in which it is invested will be almost completely harmonized, and will be primarily UCITS of Morgan Stanley IM, a UK manager with a high volume of investments. managed assets and funds traded.

Residually you can invest (up to 10%) in the IIC of other managers. Morgan Stanley IM is the fund's investment adviser and therefore defines the investment strategy of SIH Best Morgan Stanley.

Returns per Period

Return	Return
1 Month	-3,9
3 Months	-6,9
6 Months	-13,7
YTD	-13,7
12 Months	-13,9
Since Inception	-7,2

Risk Ratios

Time Period: Since Common Inception (04/05/2018) to 30/06/2022

	Inv	Bmk1
Alpha	-2,0	0,0
Beta	0,8	1,0
Volatilidad (Std Dev)	7,5	5,8
Downside Deviation	3,1	0,0
R2	55,3	100,0
Sharpe Ratio (arith)	-0,3	0,2
Tracking Error	5,2	0,0

Monthly Returns

	Jan	Feb	Mar	Apr	May	Jun	Jul	Aug	Sep	Oct	Nov	Dec	Año
2022	-4,2	-2,5	-0,8	-1,5	-1,6	-3,9							-13,7
2021	0,0	0,3	0,4	0,6	-0,1	2,2	-0,2	0,9	-0,5	0,6	-0,3	-0,7	3,0
2020	0,9	-4,9	-7,4	4,3	2,1	2,0	0,9	1,0	0,7	0,0	2,5	1,9	3,4
2019	2,3	1,2	1,3	1,4	-1,4	0,9	1,3	-0,2	0,0	-0,6	1,0	0,1	7,4
2018						-0,7	-0,1	-0,2	-0,2	-2,1	-0,5	-2,2	

*Past performance does not guarantee futur results

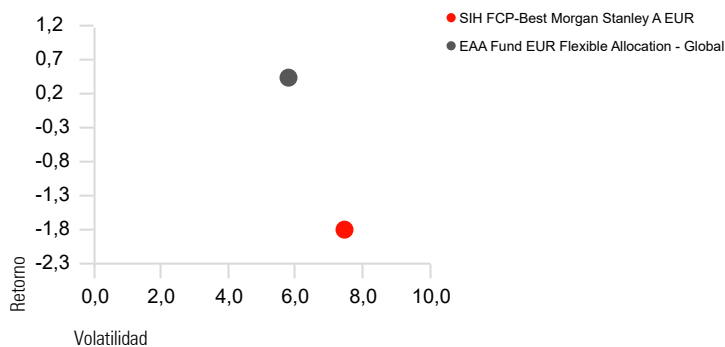
Top Holdings

Portfolio Date: 30/06/2022

	Peso %	Divisa
MS INV Short Maturity Euro Bond Z	18,5	Euro
MS INV Global Bond ZH1 EUR	16,5	Euro
MS INV Euro Bond Z	5,3	Euro
MS INV Japanese Equity Z	4,6	Japanese Yen
MS INV US Dollar Corporate Bond Z	4,2	US Dollar
MS INV Euro Corporate Bond Z	4,1	Euro
MS INV Global High Yield Bond Z	4,1	US Dollar
MS INV Global Fixed Income Opps Z	3,6	US Dollar
MS INV Emerging Mkts Corp Debt Z	3,6	US Dollar
MS INV Euro Strategic Bond Z	3,1	Euro

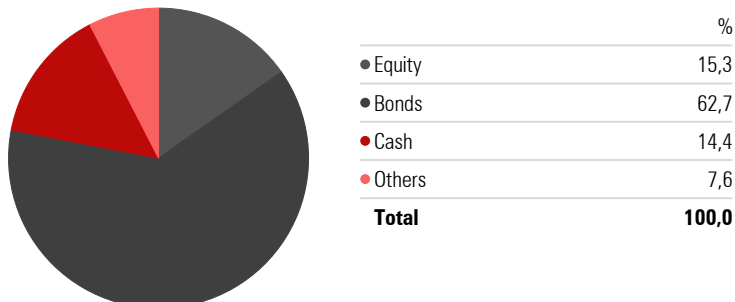
Risk-Return since Inception (Annualized)

Time Period: Since Common Inception (04/05/2018) to 30/06/2022



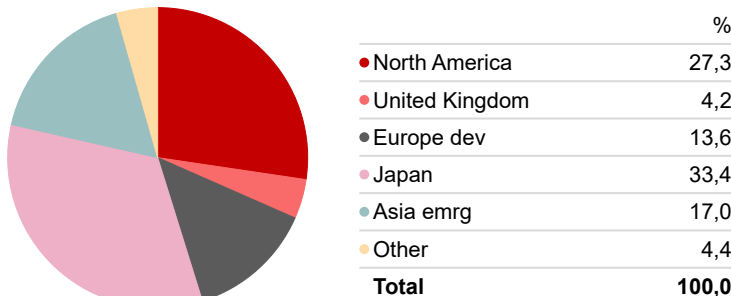
Asset Allocation*

Portfolio Date: 30/06/2022



Equity Regional Exposure*

Portfolio Date: 30/06/2022



*The asset allocation and the equity regional exposure have been calculated taking into account the positioning of each of the funds