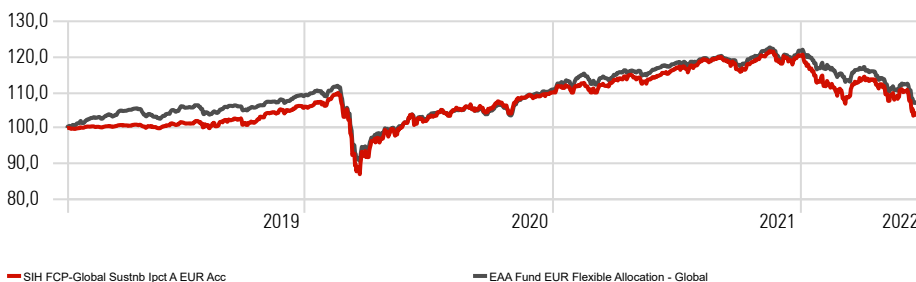


Key Figures

Portfolio Date	30/06/2022
Name	SIH FCP-Global Sustnb Ipt A EUR Acc
ISIN	LU1899019175
Domicile	Luxembourg
Fund Legal Structure	FCP
Firm Name	Andbank Asset Management Luxembourg
Fund Size	74.633.081
Base Currency	Euro
NAV	107,45

Investment Growth vs Benchmark

Time Period: Since Common Inception (18/01/2019) to 30/06/2022



Investment Objective

SIGMA Global Sustainable Impact is a sub-fund that seeks to achieve the investment objective by investing in a global multi-asset portfolio that will directly or indirectly (through UCITS, UCI or ETF) be exposed to a series of asset classes that include, among others, equity securities, debt securities (including debt securities rated below the investment category), convertible bonds, currencies and money market instruments.

The objective is to achieve a combination of income and long-term capital appreciation through the active management of a diversified portfolio of securities, bonds, ETFs, UCITS and OIC as well as other asset classes, with Environmental, Social and Government criteria. Corporate ("ASG"). However, there is no guarantee that this objective will be achieved.

The global exposure to equities can reach up to 100%, while the rest of the portfolio will be exposed to the other classes of assets specified. Although, it will never exceed 75% of investment in variable income.

The sub-fund may invest in all types of derivative financial instruments. The sub-fund will donate an annual fee for the benefit of a private foundation dedicated to the fight against cancer, as described in the brochure.

Returns per Period

	Return
1 Month	-5,4
3 Months	-7,7
6 Months	-13,1
YTD	-13,1
12 Months	-10,3
Since Inception	4,7

Risk Ratios

Time Period: Since Common Inception (18/01/2019) to 30/06/2022

	Inv	Bmk1
Alpha	-1,5	0,0
Beta	1,3	1,0
Volatilidad (Std Dev)	10,7	6,1
Downside Deviation	3,1	0,0
R2	79,3	100,0
Sharpe Ratio (arith)	0,3	0,5
Tracking Error	5,3	0,0

Monthly Returns

	Jan	Feb	Mar	Apr	May	Jun	Jul	Aug	Sep	Oct	Nov	Dec	Año
2022	-5,3	-2,6	2,0	-0,9	-1,5	-5,4							-13,1
2021	0,0	0,0	2,8	1,0	-0,1	2,1	0,9	1,7	-2,5	2,4	-0,7	1,5	9,4
2020	0,5	-2,9	-9,4	5,8	2,6	1,0	1,0	2,2	-0,3	-1,1	4,8	0,9	4,1
2019		0,4	0,3	0,4	-1,0	1,1	0,5	0,2	1,0	0,3	2,0	0,6	

*Past performance does not guarantee futur results

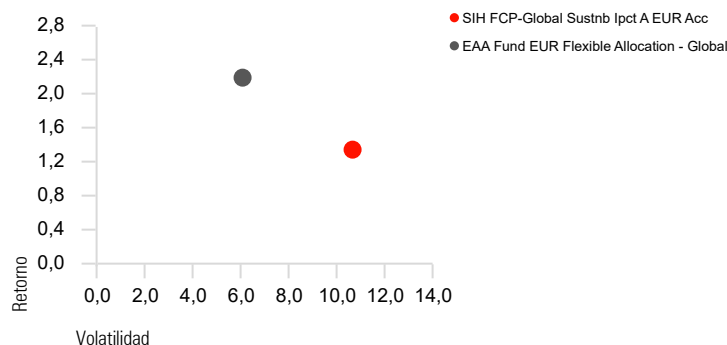
Top Holdings

Portfolio Date: 30/06/2022

	Peso %	Divisa
Lyxor Global Gender Eqly (DR) ETF C USD	6,0	US Dollar
Amundi Fds EurEq Sust Inc A2 EUR SATI D	4,4	Euro
DWS Invest ESG Equity Income FC	4,2	Euro
UBS(Lux)FS Sust Devpmt Bk Bds (USD) Aacc	3,5	US Dollar
Pictet-Quest Europe Sust Eqs I EUR	2,9	Euro
DPAM L Bonds Emerging Markets Sust F EUR	2,6	Euro
BNP Paribas Energy Transitionl C	2,5	Euro
DWS Invest ESG Fitng Rt Nots TFC	2,3	Euro
DPAM B Eqs Sust Food Trends F Cap	2,1	Euro
RobecoSAM Smart Materials Eqs I EUR	2,0	Euro

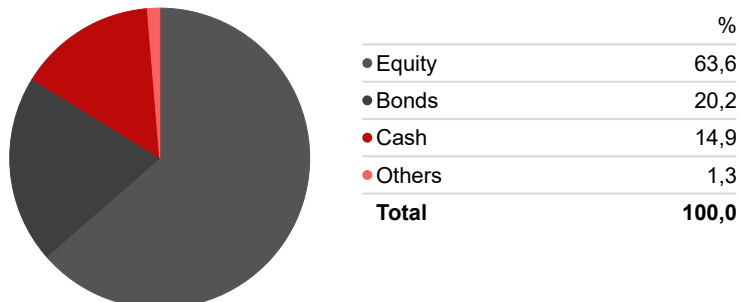
Risk-Return since Inception (Annualized)

Time Period: Since Common Inception (18/01/2019) to 30/06/2022



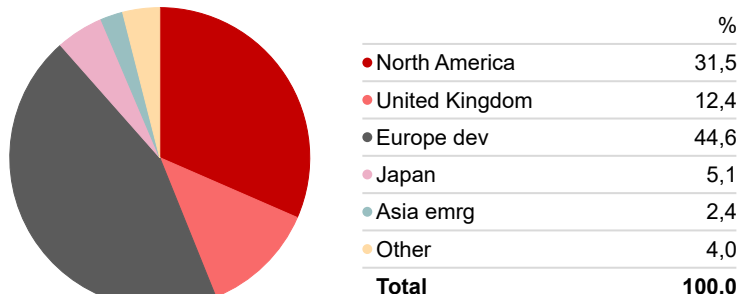
Asset Allocation*

Portfolio Date: 30/06/2022



Equity Regional Exposure*

Portfolio Date: 30/06/2022



*The asset allocation and the equity regional exposure have been calculated taking into account the positioning of each of the funds