

LUXHUB

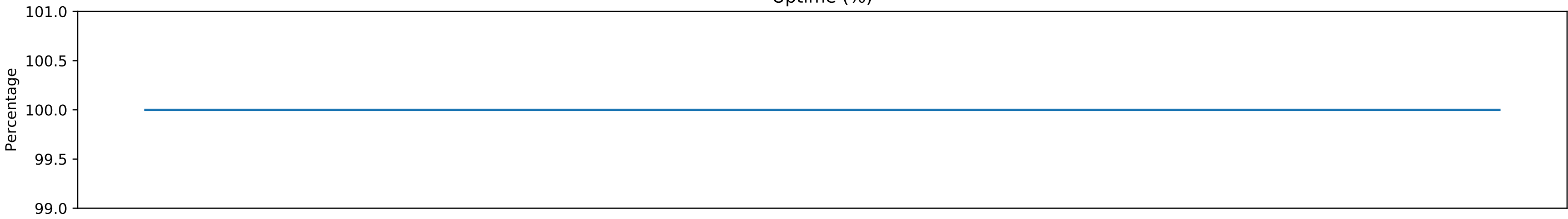
AndbankWealth

Ebanking


Day	LUXHUB		LUXHUB				AndbankWealth				Ebanking		
	Uptime (%)	Downtime (%)	AISP response (milliseconds)	PISP response (milliseconds)	CBPII response (milliseconds)	Error response rate (%)	ABW Uptime (%)	ABW Downtime (%)	ABW response (milliseconds)	HB Uptime (%)	HB Downtime (%)	HB response (milliseconds)	Error response rate (%)
02/10/2023	100.0	0.0	0.0	0.0	0.0	0.0	100,00%	0,00%	100,00%	0,00%	872,6479	923,1867	0.89 %
01/10/2023	100.0	0.0	0.0	0.0	0.0	0.0	100,00%	0,00%	100,00%	0,00%	647,81645	688,9337	0.51 %
30/09/2023	100.0	0.0	0.0	0.0	0.0	0.0	100,00%	0,00%	100,00%	0,00%	614,85144	658,85239	0.52 %
29/09/2023	100.0	0.0	0.0	0.0	0.0	0.0	100,00%	0,00%	100,00%	0,00%	739,66915	796,18291	0.79 %
28/09/2023	100.0	0.0	0.0	0.0	0.0	0.0	99,73%	0,27%	99,73%	0,27%	818,31133	937,16059	0.75 %
27/09/2023	100.0	0.0	0.0	0.0	0.0	0.0	100,00%	0,00%	100,00%	0,00%	769,33209	851,0145	0.78 %
26/09/2023	100.0	0.0	0.0	0.0	0.0	0.0	100,00%	0,00%	100,00%	0,00%	851,7318	953,54653	0.88 %
25/09/2023	100.0	0.0	0.0	0.0	0.0	0.0	100,00%	0,00%	100,00%	0,00%	800,82125	910,18082	0.8 %
24/09/2023	100.0	0.0	0.0	0.0	0.0	0.0	100,00%	0,00%	100,00%	0,00%	672,43709	751,12567	0.49 %
23/09/2023	100.0	0.0	0.0	0.0	0.0	0.0	100,00%	0,00%	100,00%	0,00%	654,64786	731,72634	0.54 %
22/09/2023	100.0	0.0	0.0	0.0	0.0	0.0	100,00%	0,00%	100,00%	0,00%	873,59537	925,34039	0.76 %
21/09/2023	100.0	0.0	0.0	0.0	0.0	0.0	100,00%	0,00%	100,00%	0,00%	1004,35922	1127,89937	0.82 %
20/09/2023	100.0	0.0	0.0	0.0	0.0	0.0	100,00%	0,00%	100,00%	0,00%	1063,36699	1221,86492	0.92 %
19/09/2023	100.0	0.0	0.0	0.0	0.0	0.0	100,00%	0,00%	100,00%	0,00%	1029,94771	1089,37474	0.83 %
18/09/2023	100.0	0.0	0.0	0.0	0.0	0.0	100,00%	0,00%	100,00%	0,00%	729,17512	892,60436	0.81 %
17/09/2023	100.0	0.0	0.0	0.0	0.0	0.0	100,00%	0,00%	100,00%	0,00%	542,04798	665,06849	0.55 %
16/09/2023	100.0	0.0	0.0	0.0	0.0	0.0	99,86%	0,14%	99,86%	0,14%	553,82479	665,73423	0.52 %
15/09/2023	100.0	0.0	0.0	0.0	0.0	0.0	100,00%	0,00%	100,00%	0,00%	623,67125	790,72826	0.81 %
14/09/2023	100.0	0.0	0.0	0.0	0.0	0.0	100,00%	0,00%	100,00%	0,00%	603,96624	763,46606	0.78 %
13/09/2023	100.0	0.0	0.0	0.0	0.0	0.0	100,00%	0,00%	100,00%	0,00%	625,88312	774,13733	0.83 %
12/09/2023	100.0	0.0	0.0	0.0	0.0	0.0	100,00%	0,00%	100,00%	0,00%	605,59645	752,8383	0.76 %
11/09/2023	100.0	0.0	0.0	0.0	0.0	0.0	100,00%	0,00%	100,00%	0,00%	556,40232	707,28959	0.79 %
10/09/2023	100.0	0.0	0.0	0.0	0.0	0.0	100,00%	0,00%	100,00%	0,00%	529,45984	635,47729	0.49 %
09/09/2023	100.0	0.0	0.0	0.0	0.0	0.0	100,00%	0,00%	100,00%	0,00%	468,27219	582,51609	0.5 %
08/09/2023	100.0	0.0	0.0	0.0	0.0	0.0	100,00%	0,00%	100,00%	0,00%	488,77216	619,55871	0.51 %
07/09/2023	100.0	0.0	0.0	0.0	0.0	0.0	100,00%	0,00%	100,00%	0,00%	551,12053	690,6163	0.74 %
06/09/2023	100.0	0.0	0.0	0.0	0.0	0.0	100,00%	0,00%	100,00%	0,00%	569,83089	702,77258	0.75 %
05/09/2023	100.0	0.0	0.0	0.0	0.0	0.0	100,00%	0,00%	100,00%	0,00%	595,01546	741,03743	0.76 %
04/09/2023	100.0	0.0	0.0	0.0	0.0	0.0	100,00%	0,00%	100,00%	0,00%	590,30864	725,62432	0.82 %
03/09/2023	100.0	0.0	0.0	0.0	0.0	0.0	100,00%	0,00%	100,00%	0,00%	569,81524	686,75519	0.57 %
02/09/2023	100.0	0.0	0.0	0.0	0.0	0.0	100,00%	0,00%	100,00%	0,00%	509,59471	624,7319	0.53 %
01/09/2023	100.0	0.0	0.0	0.0	0.0	0.0	100,00%	0,00%	669,71532	100,00%	0,00%	810,92048	0.77 %
31/08/2023	100.0	0.0	0.0	0.0	0.0	5.882	100,00%	0,00%	587,38693	100,00%	0,00%	726,48995	0.78 %
30/08/2023	100.0	0.0	0.0	0.0	0.0	0.0	100,00%	0,00%	585,10208	100,00%	0,00%	729,65611	0.84 %
29/08/2023	100.0	0.0	0.0	0.0	0.0	0.0	100,00%	0,00%	641,47927	100,00%	0,00%	771,83777	0.77 %
28/08/2023	100.0	0.0	0.0	0.0	0.0	0.0	100,00%	0,00%	596,88255	100,00%	0,00%	725,81048	0.73 %
27/08/2023	100.0	0.0	0.0	0.0	0.0	0.0	100,00%	0,00%	515,14629	100,00%	0,00%	646,33934	0.59 %
26/08/2023	100.0	0.0	0.0	0.0	0.0	0.0	100,00%	0,00%	517,413	100,00%	0,00%	621,71801	0.62 %
25/08/2023	100.0	0.0	0.0	0.0	0.0	0.0	100,00%	0,00%	618,91322	100,00%	0,00%	761,06468	0.73 %
24/08/2023	100.0	0.0	0.0	0.0	0.0	0.0	100,00%	0,00%	643,02732	100,00%	0,00%	793,89051	0.72 %
23/08/2023	100.0	0.0	0.0	0.0	0.0	0.0	100,00%	0,00%	758,26198	100,00%	0,00%	991,44938	0.75 %
22/08/2023	100.0	0.0	0.0	0.0	0.0	0.0	100,00%	0,00%	758,92673	100,00%	0,00%	936,69534	0.73 %
21/08/2023	100.0	0.0	0.0	0.0	0.0	0.0	100,00%	0,00%	823,03577	100,00%	0,00%	994,73246	0.77 %
20/08/2023	100.0	0.0	71,35%	0.0	0.0	0.0	100,00%	28,65%	673,66819	71,35%	28,65%	751,40857	0.91 %
19/08/2023	100.0	0.0	0.0	0.0	0.0	0.0	100,00%	0,00%	550,71435	100,00%	0,00%	654,87609	0.54 %
18/08/2023	100.0	0.0	0.0	0.0	0.0	0.0	100,00%	0,00%	588,80952	100,00%	0,00%	706,93358	0.71 %
17/08/2023	100.0	0.0	0.0	0.0	0.0	0.0	100,00%	0,00%	567,39318	100,00%	0,00%	688,77163	0.76 %
16/08/2023	100.0	0.0	0.0	0.0	0.0	0.0	100,00%	0,00%	580,92382	100,00%	0,00%	717,17115	0.7 %
15/08/2023	100.0	0.0	0.0	0.0	0.0	0.0	100,00%	0,00%	527,11961	100,00%	0,00%	643,8662	0.53 %
14/08/2023	100.0	0.0	0.0	0.0	0.0	0.0	100,00%	0,00%	571,07619	100,00%	0,00%	721,28293	0.7 %
13/08/2023	100.0	0.0	0.0	0.0	0.0	0.0	100,00%	0,00%	589,75017	100,00%	0,00%	712,98866	0.47 %
12/08/2023	100.0	0.0	0.0	0.0	0.0	0.0	100,00%	0,00%	605,89367	100,00%	0,00%	739,60172	0.49 %
11/08/2023	100.0	0.0	0.0	0.0	0.0	0.0	100,00%	0,00%	703,66857	100,00%	0,00%	867,7933	0.69 %
10/08/2023	100.0	0.0	0.0	0.0	0.0	0.0	100,00%	0,00%	742,08596	100,00%	0,00%	916,69516	0.75 %
09/08/2023	100.0	0.0	0.0	0.0	0.0	0.0	100,00%	0,00%	720,73914	100,00%	0,00%	882,63561	0.77 %
08/08/2023	100.0	0.0	97,94%	0.0	0.0	0.0	97,94%	2,06%	810,48403	97,94%	2,06%	947,939	1.07 %
07/08/2023	100.0	0.0	0.0	0.0	0.0	0.0	100,00%	0,00%	750,4719	100,00%	0,00%	888,97831	0.74 %
06/08/2023	100.0	0.0	0.0	0.0	0.0	0.0	100,00%	0,00%	578,76042	100,00%	0,00%	684,6706	0.59 %
05/08/2023	100.0	0.0	91,92%	0.0	0.0	0.0	91,92%	8,08%	524,35639	91,92%	8,08%	617,82773	0.61 %
04/08/2023	100.0	0.0	0.0	0.0	0.0	0.0	92,18%	7,82%	712,27398	92,18%	7,82%	867,26764	1.03 %
03/08/2023	100.0	0.0	772.0	0.0	0.0	0.0	99,86%	0,14%	819,32893	99,86%	0,14%	972,49816	0.91 %
02/08/2023	100.0	0.0	0.0	0.0	0.0	0.0	100,00%	0,00%	803,72389	100,00%	0,00%	949,59517	0.81 %
01/08/2023	100.0	0.0	0.0	0.0	0.0	0.0	95,86%	4,14%	1011,67287	95,86%	4,14%	1171,15875	0.99 %
31/07/2023	100.0	0.0	644.6	0.0	0.0	0.0	100,00%	0,00%	888,84696	100,00%	0,00%	1066,48796	0.85 %
30/07/2023	100.0	0.0	0.0	0.0	0.0	0.0	100,00%	0,00%	625,00406	100,00%	0,00%	753,94662	0.51 %
29/07/2023	100.0	0.0	0.0	0.0	0.0	0.0	90,08%	9,92%	581,65174	90,08%	9,92%	700,95242	0.58 %
28/07/2023	100.0	0.0	0.0	0.0	0.0	0.0	93,52%	6,48%	793,71326	93,52%	6,48%	974,10576	0.83 %
27/07/2023	100.0	0.0	0.0	0.0	0.0	0.0	100,00%	0,00%	809,88717	100,00%	0,00%	981,20181	0.75 %
26/07/2023	100.0	0.0	0.0	0.0	0.0	0.0	100,00%	0,00%	775,76745	100,00%	0,00%	935,07244	0.75 %
25/07/2023	100.0	0.0	0.0	0.0	0.0	0.0	99,86%	0,14%	883,86232	99,86%	0,14%	1042,0656	0.74 %
24/07/2023	100.0	0.0	0.0	0.0	0.0	0.0	100,00%	0,00%	848,72466	100,00%	0,00%	1018,86062	0.75 %
23/07/2023	100.0	0.0	0.0	0.0	0.0	0.0	100,00%	0,00%	628,76233	100,00%	0,00%	767,468	0.49 %
22/07/2023	100.0	0.0	0.0	0.0	0.0	0.0	100,00%	0,00%	629,58492	100,00%	0,00%	760,15479	0.51 %
21/07/2023	100.0	0.0	0.0	0.0	0.0	0.0	100,00%	0,00%	834,46644	100,00%	0,00%	1001,96015	0.76 %
20/07/2023	100.0	0.0	593.0	0.0	0.0	0.0	100,00%	0,00%	865,8826	100,00%	0,00%	1018,1352	0.83 %
19/07/2023	100.0	0.0	0.0	0.0	0.0	0.0	100,00%	0,00%	762,83563	100,00%	0,00%	919,87735	0.74 %
18/07/2023	100.0	0.0	0.0	0.0	0.0	0.0	97,44%	2,56%	753,95033	97,44%	2,56%	932,62744	0.96 %
17/07/2023	100.0	0.0	705.4	0.0	0.0	0.0	%	%	842,97523	%	%	1022,4578	0.78 %
16/07/2023	100.0	0.0	0.0	0.0	0.0	0.0	%	%	642,55225	%	%	778,45264	0.54 %
15/07/2023	100.0	0.0	0.0	0.0	0.0	0.0	%	%	605,99108	%	%	727,27923	0.72 %
14/07/2023	100.0	0.0	0.0	0.0	0.0	0.0	%	%	718,89073	%	%	887,92474	0.79 %
13/07/2023	100.0	0.0	610.167	0.0	0.0	0							

08/07/2023	100.0	0.0	0.0	0.0	0.0	0.0	%	%	587,64291	%	%	743,73576	0.57 %
07/07/2023	100.0	0.0	904.5	0.0	0.0	0.0	%	%	771,4912	%	%	964,05758	0.77 %
06/07/2023	100.0	0.0	0.0	0.0	0.0	0.0	%	%	799,35875	%	%	996,91831	0.79 %
05/07/2023	100.0	0.0	0.0	0.0	0.0	0.0	%	%	853,64509	%	%	1050,11459	0.86 %
04/07/2023	100.0	0.0	0.0	0.0	0.0	0.0	%	%	916,62186	%	%	1093,95899	0.81 %
03/07/2023	100.0	0.0	0.0	0.0	0.0	0.0	%	%	913,97662	%	%	1091,70109	0.82 %

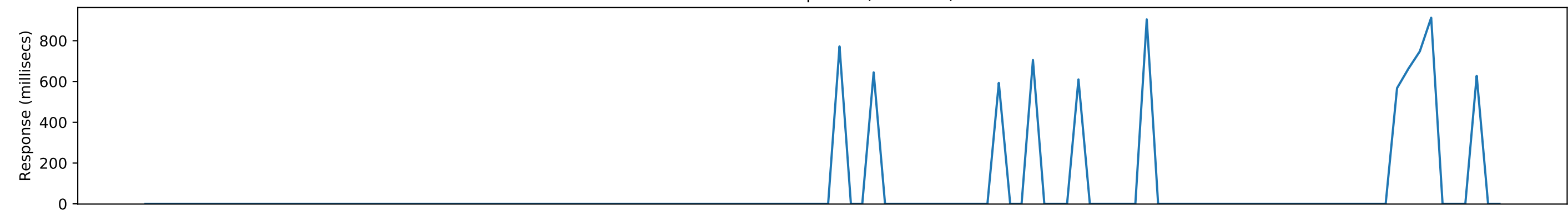
Uptime (%)




Downtime (%)




AVG AISP response (milliseconds)



AVG PISP response (milliseconds)



AVG CBPII response (milliseconds)



Error response rate (%)

